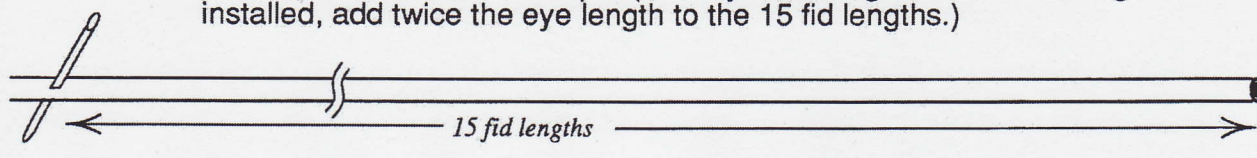


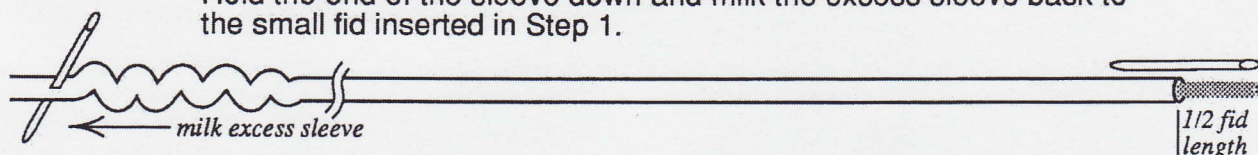
# YALE MAXIBRAID PLUS<sup>TM</sup> EYE SPLICE INSTRUCTIONS

**Note:** These instructions are intended for experienced riggers familiar with braided rope splicing techniques and terminology.


1. Pin the core and sleeve with a small fid approximately fifteen fid lengths down from the end of the rope. (If an eye size larger than 6" is being installed, add twice the eye length to the 15 fid lengths.)



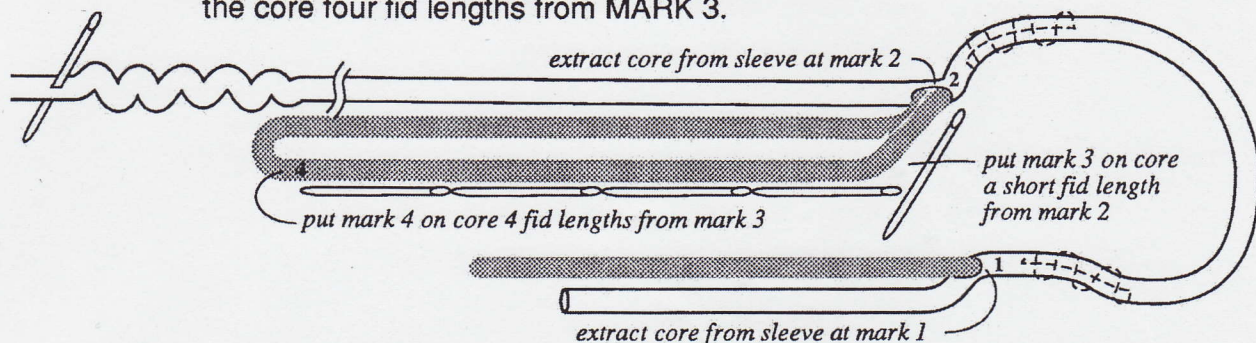
2. Pull the core out from the end of the rope a distance of 1/2 a fid length. Hold the end of the sleeve down and milk the excess sleeve back to the small fid inserted in Step 1.



3. Measure three fid lengths plus a short fid length from the end of the core and make MARK 1 on the sleeve.
4. Form the desired eye size and make MARK 2 on the sleeve opposite MARK 1. Lockstitch the sleeve to the core on the eye side of these marks.

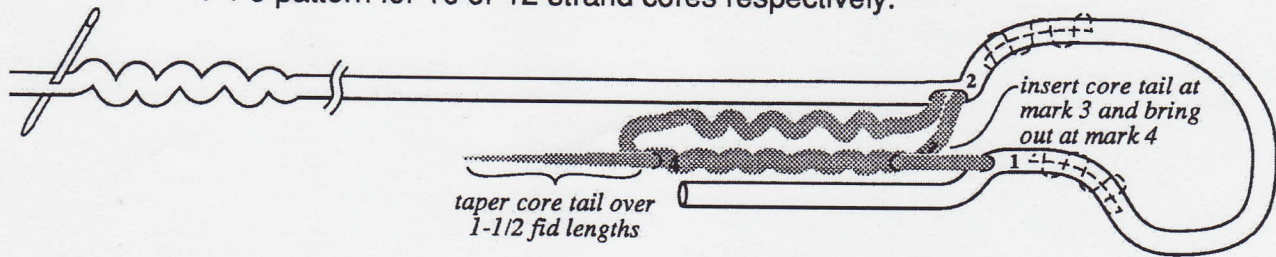


5. Extract the core from the sleeve at MARK 1.
6. Extract the core from the sleeve at MARK 2 and make MARK 3 on the core a short fid length from MARK 2. Make MARK 4 on the core four fid lengths from MARK 3.






7. Insert the core tail into the core at MARK 3 and bring out at MARK 4.
8. Taper the core by measuring one and a half fid lengths from the end of the core. Mark and cut out strands using the 5-5-5 pattern or the 4-4-5 pattern for 16 or 12 strand cores respectively.

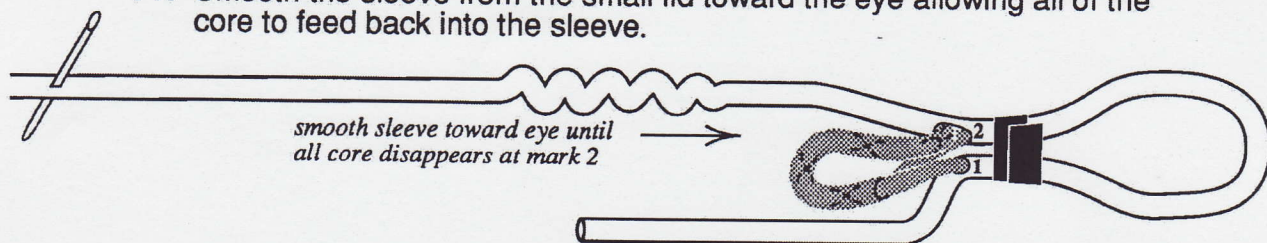


9. Align sleeve MARKS 1 and 2 and tightly tape eye closed.

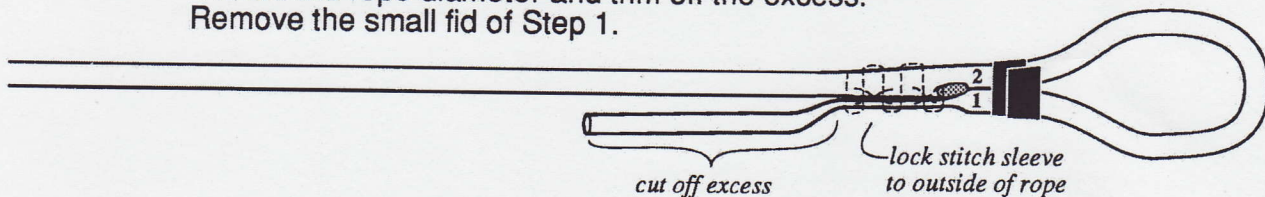
10. Smooth the core from MARK 3 to 4 allowing the core tail to disappear at MARK 4. Next, sew from MARK 3 to the end of the tapered core. (Follow the approximate braid angle of the core yarns.)




11. Smooth the sleeve from the small fid toward the eye allowing all of the core to feed back into the sleeve.



12. Lockstitch the sleeve to the outside of the rope for a distance of 4 times the rope diameter and trim off the excess. Remove the small fid of Step 1.



13. Finish by whipping the lockstitched sleeve tail to the main body of the rope. Whip length should be 5 times the rope diameter.



PN 10015106 MAY 91  
YSI-08 MAXIBRAID EYE SPLICE



# YALE CORDAGE

Yale Cordage Inc., 77 Industrial Park Road, Saco, ME 04072, Tel. 207-282-3396 Fax 800-255-9253